

# STORE EMERGENCY WATER FOR DISASTERS







# STORE EMERGENCY WATER FOR DISASTERS

**Disasters like earthquakes can damage the water system. You should store enough water for at least 3 days for each member of your family.**

## **How to store an emergency water supply**

Gallon juice containers are excellent bottles to store water in, if you follow these steps.

-  Make sure the bottle is clean. Put about 1/8 of a teaspoon of bleach and 2 cups of water in the bottle. Put the lid on and shake the bottle gently. Be sure you wash around the lid and top of the bottle.
-  Empty and fill with fresh water, all the way to the top of the bottle. Screw the top on tight and label the bottle as emergency drinking water. Put the date you filled the container on the label.
-  Store as much water as you can! It's recommended to store three gallons per person in your family.
-  Empty and refill the bottles every 6 months. (When you change the clocks in the spring and fall is a good time to also empty and refill your water bottles.)

**WARNING:** Do not use glass bottles (they break easily), plastic milk jugs (they are hard to seal and break easily) or bottles that have had bleach or other toxic chemicals in them.

